



The Bend Motorsports Park

Round 7 : December 3 - 5



ASBK.COM.AU f t i y

DUNLOP SUPERSPORT 300 CHAMPIONSHIP

Race 2

Date: 05/12/21
 Event: R06
 Weather: Sunny - Temp: 21.5C
 Track: Dry - Temp: 41.0C

Started at: 11:01:18
 Laps: 7
 Starters: 27
 Printed at: 11:23

PROVISIONAL CLASSIFICATION

Pos	No	Name	Machine	Laps	Race Time	Behind Leader	Behind Prev	Fastest Lap	On Lap	Top Speed
1	39	Glenn NELSON (QLD) / Buddys Pest Control / Dynoverks / XXX Suspension / Always Livin	Yamaha YZF-R3	7	15:13.823			2:09.202	6	194
2	121	Reece OUGHTRED (VIC) / Moto GC / Dynoverks / Sign Pro / The Jags / LS2 Helmets / Motul / Cykel	Yamaha YZF-R3	7	15:13.864	.041	.041	2:09.028	2	197
3	69	Archie McDONALD (NSW) / ProGP Racing Junior Team / GB Racing / Bonamici Racing / Signpro / JDS Moto	Yamaha YZF-R3	7	15:13.888	.065	.024	2:09.127	2	184
4	22	Zac JOHNSON (VIC) / Johnson Racing Team / Rebuilder / Prebuild Solutions / The Grinning Dingo	Kawasaki Ninja	7	15:13.906	.083	.018	2:09.085	5	192
5	59	Tom DRANE (NSW) / Construction Supply Specialists / IC Cons / MD Steel	Yamaha YZF-R3	7	15:14.194	.371	.288	2:09.094	2	193
6	3	Cameron DUNKER (NSW) / GTR MotoStars Team / RS+C / Doctor Mak / YRD / Motul / Pirelli	Yamaha YZF-R3	7	15:14.288	.465	.094	2:09.150	6	195
7	36	Angus GRENFELL (VIC) / ABU Engineering/ Peek Visual / Ricondi / Earmold Aust.	Yamaha YZF-R3	7	15:14.519	.696	.231	2:09.216	2	193
8	11	Brandon DEMMERY (NSW) / Motocity / Mini Rev Heads	Yamaha YZF-R3	7	15:15.062	1.239	.543	2:08.963	2	195
9	88	Joseph MARINIELLO (VIC) / Traction Control M-sport / Race4James / RST Moto / HJC Helmets	Kawasaki Ninja	7	15:25.593	11.770	10.531	2:09.771	2	194
10	35	Varis FLEMING (VIC) / MotoGo / Suspension Pro / Taichi / Kit / RTF Building Services / Berwick Thai	Yamaha YZF-R3	7	15:29.612	15.789	4.019	2:10.384	2	193
11	25	Brodie GAWITH (VIC) / Rocondi / AGV Helmets / TCX	Yamaha YZF-R3	7	15:29.649	15.826	.037	2:10.841	3	194
12	91	Taiyo AKSU (QLD) / Ricondi	Yamaha YZF-R3	7	15:29.714	15.891	.065	2:10.356	2	195
13	66	Mitchell SIMPSON (SA) / Simpson Crash / Simpson Signs	Yamaha YZF-R3	7	15:29.822	15.999	.108	2:09.295	3	195
14	16	James JACOBS (NSW) / X-Lite / Nedlands Studio / Bridgestone / Lucas Oils / EK Chains / Mototrack	Kawasaki Ninja	7	15:30.643	16.820	.821	2:10.443	2	194
15	51	Sam PEZZETTA (SA) / Unitech Racing / Remo Contractors / SA Profiling / AUS Crush & Recycle	Yamaha YZF-R3	7	15:31.260	17.437	.617	2:11.158	2	193
16	12	Henry SNELL (QLD) / Ricondi / AGV / TXX	Yamaha YZF-R3	7	15:42.487	28.664	11.227	2:13.086	7	191
17	97	Peter NERLICH (VIC) / Proworx Racing	Kawasaki Ninja	7	15:42.566	28.743	.079	2:13.243	7	194
18	279	Hayden NELSON (NSW)	Yamaha YZF-R3	7	15:42.746	28.923	.180	2:12.977	7	191
19	58	Lucas QUINN (QLD)	Yamaha YZF-R3	7	15:42.962	29.139	.216	2:13.115	7	193
20	57	Cooper ROWNTREE (SA) / Anytime Fitness	Yamaha YZF-R3	7	15:43.868	30.045	.906	2:12.829	2	188
21	32	Jai RUSSO (NSW) / Russo Performance / YRD Yamaha / GTR MotoStars / Ricondi / AGV / TCX	Yamaha YZF-R3	7	15:43.880	30.057	.012	2:13.157	3	190
22	45	Jamie PORT (VIC) / Yamaha / AGV / Pirelli / Motul / Ricondi	Yamaha YZF-R3	7	15:44.190	30.367	.310	2:12.949	7	193
23	63	Clay CLEGG (NSW) / Akubra / Williamson Bros / Mavin Truck Centre / Central West Electrical	Yamaha YZF-R3	7	15:45.132	31.309	.942	2:12.997	4	191
24	95	Matthew RINDEL (VIC) / Stay Upright / Gears Racing / Mick Hone M-cycles / The Grinning Dingo / Shoei	Yamaha YZF-R3	7	15:46.259	32.436	1.127	2:13.155	2	192
25	72	Ben BAKER (NSW) / YRD Yamaha / Shoei / SCK / Utech Designs / West Sliders / Maxima Oils	Yamaha YZF-R3	7	15:54.749	40.926	8.490	2:09.196	3	191
DNF	13	Jordan SIMPSON (SA) / Simpson Crash / Simpson Signs	Yamaha YZF-R3	3	7:04.070	3 Laps		2:13.898	2	188
DNF	355	Laura BROWN (NSW) / Bikebiz	Yamaha YZF-R3	0		6 Laps				173

Fastest Lap was 2:08.963 by Brandon DEMMERY (NSW)

New race lap record for SS300 class - Previous: 2:09.214 by Carter THOMPSON (NSW) on a Yamaha YZF-R3 set on 04/12/21

The results are provisional until the end of the time limit for protests and appeals.

Chief Timekeeper - Scott Laing

Race Director - Tom Williams

Clerk of Course - Paul Hinds



www.computime.com.au
 COMPUTIME RACE TIMING SYSTEMS PTY LTD





The Bend Motorsports Park

Round 7 : December 3 - 5



ASBK.COM.AU f t i y

DUNLOP SUPERSPORT 300 CHAMPIONSHIP

Race 2


Date: 05/12/21
Event: R06
Weather: Sunny - Temp: 21.5C
Track: Dry - Temp: 41.0C

Started at: 11:01:18
Laps: 7
Starters: 27
Printed at: 11:23


PROVISIONAL LAP TIMES

No	Name	Lap 1	Lap 2	Lap 3	Lap 4	Lap 5	Lap 6	Lap 7
3	Cameron DUNKER (NSW)	2:16.104	2:09.728	2:09.724	2:09.972	2:09.740	2:09.150	2:09.870
11	Brandon DEMMERY (NSW)	2:16.168	2:08.963	2:09.323	2:10.379	2:09.877	2:10.052	2:10.300
12	Henry SNELL (QLD)	2:20.065	2:13.306	2:14.102	2:14.764	2:13.417	2:13.747	2:13.086
13	Jordan SIMPSON (SA)	2:21.096	2:13.898	2:29.076				
16	James JACOBS (NSW)	2:17.115	2:10.443	2:11.989	2:12.600	2:12.986	2:12.820	2:12.690
22	Zac JOHNSON (VIC)	2:15.106	2:09.168	2:09.648	2:10.287	2:09.085	2:10.636	2:09.976
25	Brodie GAWITH (VIC)	2:18.194	2:10.887	2:10.841	2:12.513	2:13.221	2:12.353	2:11.640
32	Jai RUSSO (NSW)	2:21.381	2:13.280	2:13.157	2:14.495	2:13.524	2:14.669	2:13.374
35	Varis FLEMING (VIC)	2:17.021	2:10.384	2:11.895	2:13.299	2:12.633	2:13.068	2:11.312
36	Angus GRENFELL (VIC)	2:13.780	2:09.216	2:10.127	2:11.291	2:10.353	2:09.727	2:10.025
39	Glenn NELSON (QLD)	2:13.537	2:09.406	2:09.907	2:10.740	2:10.754	2:09.202	2:10.277
45	Jamie PORT (VIC)	2:20.977	2:14.212	2:14.492	2:13.594	2:13.672	2:14.294	2:12.949
51	Sam PEZZETTA (SA)	2:18.204	2:11.158	2:11.414	2:12.139	2:12.900	2:13.022	2:12.423
57	Cooper ROWNTREE (SA)	2:21.770	2:12.829	2:13.172	2:13.671	2:13.930	2:14.720	2:13.776
58	Lucas QUINN (QLD)	2:18.773	2:13.918	2:14.963	2:13.722	2:14.655	2:13.816	2:13.115
59	Tom DRANE (NSW)	2:15.079	2:09.094	2:10.111	2:09.569	2:10.272	2:10.156	2:09.913
63	Clay CLEGG (NSW)	2:21.367	2:14.046	2:14.464	2:12.997	2:13.330	2:14.892	2:14.036
66	Mitchell SIMPSON (SA)	2:15.107	2:09.304	2:09.295	2:22.582	2:11.535	2:10.838	2:11.161
69	Archie McDONALD (NSW)	2:13.646	2:09.127	2:09.866	2:10.905	2:10.319	2:09.996	2:10.029
72	Ben BAKER (NSW)	2:13.447	2:10.262	2:09.196	2:50.395	2:10.946	2:10.915	2:09.588
88	Joseph MARINIELLO (VIC)	2:15.962	2:09.771	2:10.551	2:10.931	2:12.169	2:12.852	2:13.357
91	Taiyo AKSU (QLD)	2:17.312	2:10.356	2:12.061	2:12.614	2:13.143	2:13.036	2:11.192
95	Matthew RINDEL (VIC)	2:19.443	2:13.155	2:14.030	2:14.121	2:14.520	2:17.611	2:13.379
97	Peter NERLICH (VIC)	2:20.266	2:13.255	2:13.915	2:14.192	2:13.562	2:14.133	2:13.243
121	Reece OUGHTRED (VIC)	2:14.703	2:09.028	2:09.793	2:11.107	2:09.917	2:09.265	2:10.051
279	Hayden NELSON (NSW)	2:20.962	2:13.575	2:14.752	2:13.439	2:13.250	2:13.791	2:12.977

The results are provisional until the end of the time limit for protests and appeals.


Chief Timekeeper - Scott Laing


Race Director - Tom Williams


Clerk of Course - Paul Hinds



www.computime.com.au
COMPUTIME RACE TIMING SYSTEMS PTY LTD





The Bend Motorsports Park

Round 7 : December 3 - 5



ASBK.COM.AU f t i y

DUNLOP SUPERSPORT 300 CHAMPIONSHIP

Race 2

Date: 05/12/21
 Event: R06
 Weather: Sunny - Temp: 21.5C
 Track: Dry - Temp: 41.0C

Started at: 11:01:18
 Laps: 7
 Starters: 27
 Printed at: 11:23

PROVISIONAL SPLIT TIMES

Lap	Split 1	Split 2	Split 3	Split 4	Lap Time	Spd	Lap	Split 1	Split 2	Split 3	Split 4	Lap Time	Spd
3 Cameron DUNKER (NSW) (6th)							6	29.862	36.866	32.638	33.454	2:12.820	189
1	34.776	36.104	32.145	33.079	2:16.104	162	7	30.584	36.735	32.266	33.105	2:12.690	181
2	29.277	36.221	31.794	32.436	2:09.728	194	22 Zac JOHNSON (VIC) (4th)						
3	29.200	35.886	32.180	32.458	2:09.724	195	1	34.511	35.954	32.133	32.508	2:15.106	158
4	29.781	36.111	31.742	32.338	2:09.972	182	2	29.367	35.754	31.731	32.316	2:09.168	189
5	29.791	35.749	31.700	32.500	2:09.740	182	3	29.242	36.161	31.705	32.540	2:09.648	190
6	29.255	35.694	31.943	32.258	2:09.150	188	4	29.301	36.459	31.852	32.675	2:10.287	192
7	29.172	36.230	31.899	32.569	2:09.870	190	5	29.355	36.005	31.579	32.146	2:09.085	189
11 Brandon DEMMERY (NSW) (8th)							6	29.574	36.688	31.797	32.577	2:10.636	182
1	34.996	36.386	31.832	32.954	2:16.168	159	7	29.458	36.549	31.608	32.361	2:09.976	187
2	29.378	35.670	31.580	32.335	2:08.963	194	25 Brodie GAWITH (VIC) (11th)						
3	29.109	35.922	31.723	32.569	2:09.323	188	1	35.727	36.727	32.242	33.498	2:18.194	166
4	29.353	36.087	32.003	32.936	2:10.379	194	2	29.570	36.368	32.191	32.758	2:10.887	191
5	29.343	36.008	32.208	32.318	2:09.877	193	3	29.382	36.286	32.181	32.992	2:10.841	189
6	29.217	36.111	31.983	32.741	2:10.052	195	4	30.069	36.626	32.375	33.443	2:12.513	194
7	29.319	36.265	32.123	32.593	2:10.300	191	5	30.485	36.436	32.882	33.418	2:13.221	184
12 Henry SNELL (QLD) (16th)							6	29.624	36.795	32.581	33.353	2:12.353	187
1	36.555	37.136	32.877	33.497	2:20.065	174	7	30.142	36.251	32.163	33.084	2:11.640	180
2	30.032	36.568	33.146	33.560	2:13.306	191	32 Jai RUSSO (NSW) (21th)						
3	30.155	37.422	33.218	33.307	2:14.102	188	1	36.576	38.281	33.029	33.495	2:21.381	171
4	30.996	36.982	33.136	33.650	2:14.764	181	2	30.046	37.005	32.682	33.547	2:13.280	190
5	29.926	36.989	32.849	33.653	2:13.417	189	3	30.056	36.906	32.978	33.217	2:13.157	186
6	30.485	36.826	32.992	33.444	2:13.747	187	4	30.724	37.041	32.962	33.768	2:14.495	187
7	30.194	36.579	32.927	33.386	2:13.086	182	5	29.969	37.050	32.923	33.582	2:13.524	188
13 Jordan SIMPSON (SA) (DNF)							6	31.017	37.261	33.060	33.331	2:14.669	183
1	36.447	37.341	33.074	34.234	2:21.096	166	7	29.965	36.671	33.201	33.537	2:13.374	185
2	30.048	37.099	32.845	33.906	2:13.898	181	35 Varis FLEMING (VIC) (10th)						
3	30.385	36.935	33.040	48.716	2:29.076	188	1	34.632	36.510	32.596	33.283	2:17.021	169
16 James JACOBS (NSW) (14th)							2	29.570	35.974	32.182	32.658	2:10.384	193
1	35.179	36.345	32.434	33.157	2:17.115	161	3	29.706	36.669	32.610	32.910	2:11.895	188
2	29.013	36.022	32.210	33.198	2:10.443	194	4	30.914	36.592	32.489	33.304	2:13.299	184
3	29.164	36.883	32.968	32.974	2:11.989	193	5	30.065	36.081	33.101	33.386	2:12.633	188
4	29.963	36.857	32.291	33.489	2:12.600	193	6	30.877	36.533	32.850	32.808	2:13.068	184
5	29.888	36.814	32.734	33.550	2:12.986	183	7	29.685	36.151	32.262	33.214	2:11.312	187

Scott Laing
 Chief Timekeeper - Scott Laing

Tom Williams
 Race Director - Tom Williams

Paul Hinds
 Clerk of Course - Paul Hinds





The Bend Motorsports Park

Round 7 : December 3 - 5



ASBK.COM.AU f t i y

DUNLOP SUPERSPORT 300 CHAMPIONSHIP

Race 2

Date: 05/12/21
 Event: R06
 Weather: Sunny - Temp: 21.5C
 Track: Dry - Temp: 41.0C

Started at: 11:01:18
 Laps: 7
 Starters: 27
 Printed at: 11:23

PROVISIONAL SPLIT TIMES

Lap	Split 1	Split 2	Split 3	Split 4	Lap Time	Spd	Lap	Split 1	Split 2	Split 3	Split 4	Lap Time	Spd
36 Angus GRENFELL (VIC) (7th)							2	30.076	36.818	32.886	33.049	2:12.829	188
1	33.544	36.007	31.699	32.530	2:13.780	166	3	29.900	36.869	33.031	33.372	2:13.172	185
2	28.833	36.616	31.643	32.124	2:09.216	189	4	29.909	37.160	32.861	33.741	2:13.671	184
3	29.706	36.105	32.158	32.158	2:10.127	184	5	30.145	37.271	32.705	33.809	2:13.930	182
4	29.519	36.642	32.429	32.701	2:11.291	185	6	31.267	36.986	33.291	33.176	2:14.720	182
5	29.795	36.120	32.250	32.188	2:10.353	187	7	30.134	36.696	33.247	33.699	2:13.776	181
6	29.126	35.976	32.027	32.598	2:09.727	193	58 Lucas QUINN (QLD) (19th)						
7	29.563	36.189	32.069	32.204	2:10.025	191	1	35.995	36.801	32.548	33.429	2:18.773	170
39 Glenn NELSON (QLD) (1st)							2	29.950	36.785	33.059	34.124	2:13.918	189
1	33.411	35.832	31.714	32.580	2:13.537	161	3	30.716	37.441	33.101	33.705	2:14.963	189
2	29.466	36.151	31.511	32.278	2:09.406	181	4	30.394	37.113	32.771	33.444	2:13.722	186
3	29.293	36.314	32.033	32.267	2:09.907	184	5	30.522	37.123	32.748	34.262	2:14.655	182
4	29.616	36.551	32.093	32.480	2:10.740	183	6	30.208	37.055	33.250	33.303	2:13.816	193
5	29.862	36.024	32.567	32.301	2:10.754	179	7	30.187	36.689	32.842	33.397	2:13.115	182
6	29.089	35.694	31.812	32.607	2:09.202	194	59 Tom DRANE (NSW) (5th)						
7	29.940	35.769	31.960	32.608	2:10.277	182	1	33.988	35.976	32.381	32.734	2:15.079	162
45 Jamie PORT (VIC) (22th)							2	29.105	35.813	31.816	32.360	2:09.094	193
1	36.748	37.481	33.285	33.463	2:20.977	173	3	29.580	36.154	31.811	32.566	2:10.111	192
2	30.121	37.055	33.570	33.466	2:14.212	188	4	29.288	36.028	31.768	32.485	2:09.569	192
3	30.006	37.667	32.929	33.890	2:14.492	193	5	29.451	36.091	32.506	32.224	2:10.272	183
4	30.353	37.263	32.738	33.240	2:13.594	189	6	29.211	35.961	32.373	32.611	2:10.156	187
5	29.833	37.125	33.309	33.405	2:13.672	188	7	29.448	36.380	31.899	32.186	2:09.913	191
6	30.401	36.932	33.189	33.772	2:14.294	187	63 Clay CLEGG (NSW) (23th)						
7	29.810	36.752	33.097	33.290	2:12.949	183	1	36.972	37.647	33.085	33.663	2:21.367	165
51 Sam PEZZETTA (SA) (15th)							2	30.739	37.011	32.887	33.409	2:14.046	190
1	35.418	36.673	32.221	33.892	2:18.204	171	3	30.220	37.479	32.907	33.858	2:14.464	191
2	29.770	36.363	32.278	32.747	2:11.158	190	4	30.020	36.967	32.705	33.305	2:12.997	189
3	29.565	36.586	32.354	32.909	2:11.414	193	5	29.823	37.392	32.720	33.395	2:13.330	187
4	30.189	36.481	32.367	33.102	2:12.139	185	6	30.851	36.876	33.196	33.969	2:14.892	188
5	30.149	36.447	32.945	33.359	2:12.900	188	7	30.377	37.020	33.196	33.443	2:14.036	182
6	29.828	36.580	32.753	33.861	2:13.022	192	66 Mitchell SIMPSON (SA) (13th)						
7	30.025	36.728	32.538	33.132	2:12.423	191	1	34.354	35.991	32.103	32.659	2:15.107	162
57 Cooper ROWNTREE (SA) (20th)							2	29.232	36.120	31.662	32.290	2:09.304	195
1	37.029	38.043	33.117	33.581	2:21.770	169	3	29.221	35.877	31.759	32.438	2:09.295	194

Scott Laing
 Chief Timekeeper - Scott Laing

Tom Williams
 Race Director - Tom Williams

Paul Hinds
 Clerk of Course - Paul Hinds





The Bend Motorsports Park

Round 7 : December 3 - 5



ASBK.COM.AU f t i y

DUNLOP SUPERSPORT 300 CHAMPIONSHIP

Race 2

Date: 05/12/21
 Event: R06
 Weather: Sunny - Temp: 21.5C
 Track: Dry - Temp: 41.0C


Started at: 11:01:18
 Laps: 7
 Starters: 27
 Printed at: 11:23


PROVISIONAL SPLIT TIMES

Lap	Split 1	Split 2	Split 3	Split 4	Lap Time	Spd	Lap	Split 1	Split 2	Split 3	Split 4	Lap Time	Spd
4	38.351	39.015	32.422	32.794	2:22.582	191	6	30.423	36.408	32.787	33.418	2:13.036	187
5	29.933	37.071	31.773	32.758	2:11.535	176	7	29.836	36.221	32.169	32.966	2:11.192	190
6	29.711	36.443	31.798	32.886	2:10.838	178	95 Matthew RINDEL (VIC) (24th)						
7	29.780	36.529	32.274	32.578	2:11.161	195	1	36.135	37.143	32.677	33.488	2:19.443	171
69 Archie McDONALD (NSW) (3rd)							2	29.446	36.997	32.979	33.733	2:13.155	192
1	33.360	35.980	31.751	32.555	2:13.646	162	3	30.003	37.490	33.040	33.497	2:14.030	187
2	29.147	36.049	31.612	32.319	2:09.127	182	4	30.322	37.091	33.065	33.643	2:14.121	183
3	29.970	35.903	31.693	32.300	2:09.866	182	5	30.138	37.143	32.877	34.362	2:14.520	183
4	29.811	36.675	31.772	32.647	2:10.905	182	6	30.533	37.279	33.145	36.654	2:17.611	181
5	30.204	35.996	31.922	32.197	2:10.319	177	7	30.081	36.717	33.317	33.264	2:13.379	187
6	29.952	35.879	31.843	32.322	2:09.996	183	97 Peter NERLICH (VIC) (17th)						
7	29.376	36.371	31.888	32.394	2:10.029	184	1	36.159	37.398	33.166	33.543	2:20.266	171
72 Ben BAKER (NSW) (25th)							2	29.631	37.160	32.899	33.565	2:13.255	194
1	32.814	36.070	31.951	32.612	2:13.447	160	3	29.803	37.324	32.970	33.818	2:13.915	194
2	29.823	36.395	31.742	32.302	2:10.262	182	4	30.890	36.995	32.861	33.446	2:14.192	183
3	29.514	35.806	31.779	32.097	2:09.196	191	5	29.850	37.186	32.652	33.874	2:13.562	187
4	1:08.800	36.412	32.483	32.700	2:50.395	181	6	30.489	37.205	32.758	33.681	2:14.133	182
5	29.751	36.298	32.056	32.841	2:10.946	182	7	30.071	37.005	32.865	33.302	2:13.243	184
6	29.817	36.160	32.042	32.896	2:10.915	182	121 Reece OUGHTRED (VIC) (2nd)						
7	29.627	35.783	31.869	32.309	2:09.588	182	1	34.089	36.044	32.067	32.503	2:14.703	169
88 Joseph MARINIELLO (VIC) (9th)							2	28.853	36.041	31.636	32.498	2:09.028	190
1	34.209	36.491	32.087	33.175	2:15.962	167	3	29.244	36.348	31.831	32.370	2:09.793	193
2	29.176	35.780	32.175	32.640	2:09.771	194	4	29.227	36.755	32.523	32.602	2:11.107	193
3	29.181	35.726	32.643	33.001	2:10.551	193	5	29.237	36.217	32.188	32.275	2:09.917	193
4	29.601	36.039	32.459	32.832	2:10.931	192	6	29.094	35.855	31.729	32.587	2:09.265	197
5	29.806	36.495	32.760	33.108	2:12.169	188	7	29.266	36.406	31.928	32.451	2:10.051	185
6	29.987	36.660	32.801	33.404	2:12.852	188	279 Hayden NELSON (NSW) (18th)						
7	30.082	36.847	32.962	33.466	2:13.357	184	1	36.668	37.331	33.157	33.806	2:20.962	170
91 Taiyo AKSU (QLD) (12th)							2	29.928	37.054	33.023	33.570	2:13.575	191
1	35.133	36.702	32.275	33.202	2:17.312	161	3	30.497	37.178	33.027	34.050	2:14.752	182
2	29.518	36.112	32.456	32.270	2:10.356	195	4	30.185	36.938	32.964	33.352	2:13.439	183
3	29.182	37.077	32.839	32.963	2:12.061	191	5	30.173	36.870	32.759	33.448	2:13.250	188
4	29.905	36.544	32.611	33.554	2:12.614	194	6	30.446	37.026	32.978	33.341	2:13.791	191
5	30.266	36.400	33.087	33.390	2:13.143	182	7	29.931	36.835	32.949	33.262	2:12.977	183

The results are provisional until the end of the time limit for protests and appeals.


 Chief Timekeeper - Scott Laing


 Race Director - Tom Williams


 Clerk of Course - Paul Hinds



www.computime.com.au
 COMPUTIME RACE TIMING SYSTEMS PTY LTD





The Bend Motorsports Park Round 7 : December 3 - 5



ASBK.COM.AU f t i y

DUNLOP SUPERSPORT 300 CHAMPIONSHIP

Race 2

Date: 05/12/21
Event: R06
Weather: Sunny - Temp: 21.5C
Track: Dry - Temp: 41.0C

Started at: 11:01:18
Laps: 7
Starters: 27
Printed at: 11:23

PROVISIONAL FASTEST LAPS SEQUENCE

Lap	Race Pos	No	Name	Machine	Fastest Lap	On Lap
1	1	72	Ben BAKER (NSW)	Yamaha YZF-R3	2:13.447	1
2	1	69	Archie McDONALD (NSW)	Yamaha YZF-R3	2:09.127	2
2	5	121	Reece OUGHTRED (VIC)	Yamaha YZF-R3	2:09.028	2
2	9	11	Brandon DEMMERY (NSW)	Yamaha YZF-R3	2:08.963	2

The results are provisional until the end of the time limit for protests and appeals.

Chief Timekeeper - Scott Lang

Race Director - Tom Williams

Clerk of Course - Paul Hinds



www.computime.com.au
COMPUTIME RACE TIMING SYSTEMS PTY LTD





The Bend Motorsports Park

Round 7 : December 3 - 5



ASBK.COM.AU f t i y

DUNLOP SUPERSPORT 300 CHAMPIONSHIP

Race 2

Date: 05/12/21
 Event: R06
 Weather: Sunny - Temp: 21.5C
 Track: Dry - Temp: 41.0C

Started at: 11:01:18
 Laps: 7
 Starters: 27
 Printed at: 11:23

PROVISIONAL LAP SHEET

No	Lap Time	Gap	No	Lap Time	Gap	No	Lap Time	Gap	No	Lap Time	Gap	No	Lap Time	Gap
Lap 1			35	2:10.384	4.632	63	2:14.464	17.238	35	2:12.633	11.938	72	2:10.915	41.615
72	2:13.447		16	2:10.443	4.785	13	2:29.076	31.431	91	2:13.143	12.192	Lap 7		
39	2:13.537	.090	91	2:10.356	4.895	Lap 4			51	2:12.900	12.521	39	2:10.277	
69	2:13.646	.199	25	2:10.887	6.308	69	2:10.905		66	2:11.535	14.529	121	2:10.051	.041
36	2:13.780	.333	51	2:11.158	6.589	39	2:10.740	.046	97	2:13.562	21.896	69	2:10.029	.065
121	2:14.703	1.256	95	2:13.155	9.825	59	2:09.569	.309	95	2:14.520	21.975	22	2:09.976	.083
59	2:15.079	1.632	58	2:13.918	9.918	22	2:10.287	.665	57	2:13.930	22.078	59	2:09.913	.371
22	2:15.106	1.659	12	2:13.306	10.598	36	2:11.291	.870	12	2:13.417	22.360	3	2:09.870	.465
66	2:15.107	1.660	97	2:13.255	10.748	121	2:11.107	1.087	32	2:13.524	22.543	36	2:10.025	.696
88	2:15.962	2.515	279	2:13.575	11.764	11	2:10.379	1.289	279	2:13.250	22.684	11	2:10.300	1.239
3	2:16.104	2.657	57	2:12.829	11.826	3	2:09.972	1.984	58	2:14.655	22.737	88	2:13.357	11.770
11	2:16.168	2.721	32	2:13.280	11.888	88	2:10.931	3.671	63	2:13.330	22.910	35	2:11.312	15.789
35	2:17.021	3.574	13	2:13.898	12.221	16	2:12.600	8.603	45	2:13.672	23.653	25	2:11.640	15.826
16	2:17.115	3.668	45	2:14.212	12.416	91	2:12.614	8.799	72	2:10.946	40.952	91	2:11.192	15.891
91	2:17.312	3.865	63	2:14.046	12.640	25	2:12.513	8.891	Lap 6			66	2:11.161	15.999
25	2:18.194	4.747	Lap 3			35	2:13.299	9.055	39	2:09.202		16	2:12.690	16.820
51	2:18.204	4.757	69	2:09.866		51	2:12.139	9.371	121	2:09.265	.267	51	2:12.423	17.437
58	2:18.773	5.326	39	2:09.907	.211	66	2:22.582	12.744	69	2:09.996	.313	12	2:13.086	28.664
95	2:19.443	5.996	72	2:09.196	.266	95	2:14.121	17.205	22	2:10.636	.384	97	2:13.243	28.743
12	2:20.065	6.618	36	2:10.127	.484	58	2:13.722	17.832	59	2:10.156	.735	279	2:12.977	28.923
97	2:20.266	6.819	121	2:09.793	.885	57	2:13.671	17.898	3	2:09.150	.872	58	2:13.115	29.139
279	2:20.962	7.515	66	2:09.295	1.067	97	2:14.192	18.084	36	2:09.727	.948	57	2:13.776	30.045
45	2:20.977	7.530	22	2:09.648	1.283	12	2:14.764	18.693	11	2:10.052	1.216	32	2:13.374	30.057
13	2:21.096	7.649	59	2:10.111	1.645	32	2:14.495	18.769	88	2:12.852	8.690	45	2:12.949	30.367
63	2:21.367	7.920	11	2:09.323	1.815	279	2:13.439	19.184	16	2:12.820	14.407	63	2:14.036	31.309
32	2:21.381	7.934	3	2:09.724	2.917	63	2:12.997	19.330	25	2:12.353	14.463	95	2:13.379	32.436
57	2:21.770	8.323	88	2:10.551	3.645	45	2:13.594	19.731	35	2:13.068	14.754	72	2:09.588	40.926
Lap 2			35	2:11.895	6.661	72	2:50.395	39.756	91	2:13.036	14.976			
69	2:09.127		16	2:11.989	6.908	Lap 5			66	2:10.838	15.115			
39	2:09.406	.170	91	2:12.061	7.090	22	2:09.085		51	2:13.022	15.291			
36	2:09.216	.223	25	2:10.841	7.283	69	2:10.319	.569	97	2:14.133	25.777			
72	2:10.262	.936	51	2:11.414	8.137	59	2:10.272	.831	12	2:13.747	25.855			
121	2:09.028	.958	95	2:14.030	13.989	39	2:10.754	1.050	279	2:13.791	26.223			
59	2:09.094	1.400	97	2:13.915	14.797	121	2:09.917	1.254	58	2:13.816	26.301			
22	2:09.168	1.501	12	2:14.102	14.834	11	2:09.877	1.416	57	2:14.720	26.546			
66	2:09.304	1.638	58	2:14.963	15.015	36	2:10.353	1.473	32	2:14.669	26.960			
11	2:08.963	2.358	57	2:13.172	15.132	3	2:09.740	1.974	63	2:14.892	27.550			
88	2:09.771	2.960	32	2:13.157	15.179	88	2:12.169	6.090	45	2:14.294	27.695			
3	2:09.728	3.059	279	2:14.752	16.650	16	2:12.986	11.839	95	2:17.611	29.334			
			45	2:14.492	17.042									

The results are provisional until the end of the time limit for protests and appeals.

Scott Laing
 Chief Timekeeper - Scott Laing

Tom Williams
 Race Director - Tom Williams

Paul Hinds
 Clerk of Course - Paul Hinds



www.computime.com.au
 COMPUTIME RACE TIMING SYSTEMS PTY LTD





The Bend Motorsports Park

Round 7 : December 3 - 5



ASBK.COM.AU f t i y

DUNLOP SUPERSPORT 300 CHAMPIONSHIP

Race 2

Date: 05/12/21
 Event: R06
 Weather: Sunny - Temp: 21.5C
 Track: Dry - Temp: 41.0C

Started at: 11:01:18
 Laps: 7
 Starters: 27
 Printed at: 11:23

PROVISIONAL LAP CHART

Name	Grid	1	2	3	4	5	6	7	Name
B. BAKER	70	59	60	60	60	60	60	69	G. NELSON
C. THOMPSON	50	39	39	39	39	69	121	121	R. OUGHTRED
G. NELSON	39	69	36	72	59	59	69	69	A. McDONALD
A. McDONALD	69	36	72	36	22	39	22	22	Z. JOHNSON
T. DRANE	59	121	121	121	36	121	59	59	T. DRANE
Z. JOHNSON	22	59	59	66	121	11	3	3	C. DUNKER
B. DEMMERY	11	22	22	22	11	36	36	36	A. GRENFELL
A. GRENFELL	36	66	66	59	3	3	11	11	B. DEMMERY
J. JACOBS	16	88	11	11	88	88	88	88	J. MARINIELLO
J. MARINIELLO	88	3	88	3	16	16	16	35	V. FLEMING
M. SIMPSON	66	11	3	88	91	35	25	25	B. GAWITH
V. FLEMING	35	35	35	35	25	91	35	91	T. AKSU
T. AKSU	91	16	16	16	35	25	91	66	M. SIMPSON
C. DUNKER	3	91	91	91	51	51	66	16	J. JACOBS
R. OUGHTRED	121	25	25	25	66	66	51	51	S. PEZZETTA
B. GAWITH	25	51	51	51	95	97	97	12	H. SNELL
S. PEZZETTA	51	58	95	95	58	95	12	97	P. NERLICH
J. SIMPSON	13	95	58	97	57	57	279	279	H. NELSON
L. BROWN	355	12	12	12	97	12	58	58	L. QUINN
L. QUINN	58	97	97	58	12	32	57	57	C. ROWNTREE
J. RUSSO	32	279	279	57	32	279	32	32	J. RUSSO
M. RINDEL	95	45	57	32	279	58	63	45	J. PORT
P. NERLICH	97	13	32	279	63	63	45	63	C. CLEGG
H. NELSON	279	63	13	45	45	45	95	95	M. RINDEL
C. CLEGG	63	32	45	63	72	72	72	72	B. BAKER
O. SIMPSON	15	57	63	13					J. SIMPSON
H. SNELL	12								
C. ROWNTREE	57								
J. PORT	45								

The results are provisional until the end of the time limit for protests and appeals.

Scott Lang
 Chief Timekeeper - Scott Lang

Tom Williams
 Race Director - Tom Williams

Paul Hinds
 Clerk of Course - Paul Hinds



www.computime.com.au
 COMPUTIME RACE TIMING SYSTEMS PTY LTD





The Bend Motorsports Park

Round 7 : December 3 - 5



ASBK.COM.AU f t i y

DUNLOP SUPERSPORT 300 CHAMPIONSHIP

Race 2

Date: 05/12/21
 Event: R06
 Weather: Sunny - Temp: 21.5C
 Track: Dry - Temp: 41.0C

Started at: 11:01:18
 Laps: 7
 Starters: 27
 Printed at: 11:23

PROVISIONAL BEST PARTIAL TIMES

Pos	Split 1		Split 2		Split 3		Split 4		LAP		Ideal	Fastest
	Name	Time	Name	Time	Name	Time	Name	Time	Name			
1	A. GRENFELL	28.833	B. DEMMERY	35.670	G. NELSON	31.511	B. BAKER	32.097	G. NELSON	2:08.561	2:09.202	
2	R. OUGHTRE	28.853	C. DUNKER	35.694	Z. JOHNSON	31.579	A. GRENFELL	32.124	A. GRENFELL	2:08.576	2:09.216	
3	J. JACOBS	29.013	G. NELSON	35.694	B. DEMMERY	31.580	Z. JOHNSON	32.146	R. OUGHTRE	2:08.619	2:09.028	
4	G. NELSON	29.089	J. MARINIELL	35.726	A. McDONALD	31.612	T. DRANE	32.186	B. DEMMERY	2:08.677	2:08.963	
5	T. DRANE	29.105	Z. JOHNSON	35.754	R. OUGHTRE	31.636	A. McDONALD	32.197	Z. JOHNSON	2:08.721	2:09.085	
6	B. DEMMERY	29.109	B. BAKER	35.783	A. GRENFELL	31.643	C. DUNKER	32.258	C. DUNKER	2:08.824	2:09.150	
7	A. McDONALD	29.147	T. DRANE	35.813	M. SIMPSON	31.662	G. NELSON	32.267	A. McDONALD	2:08.835	2:09.127	
8	C. DUNKER	29.172	R. OUGHTRE	35.855	C. DUNKER	31.700	T. AKSU	32.270	T. DRANE	2:08.872	2:09.094	
9	J. MARINIELL	29.176	M. SIMPSON	35.877	B. BAKER	31.742	R. OUGHTRE	32.275	M. SIMPSON	2:09.050	2:09.295	
10	T. AKSU	29.182	A. McDONALD	35.879	T. DRANE	31.768	M. SIMPSON	32.290	B. BAKER	2:09.136	2:09.196	
11	M. SIMPSON	29.221	V. FLEMING	35.974	J. MARINIELL	32.087	B. DEMMERY	32.318	J. MARINIELL	2:09.629	2:09.771	
12	Z. JOHNSON	29.242	A. GRENFELL	35.976	B. GAWITH	32.163	J. MARINIELL	32.640	T. AKSU	2:09.733	2:10.356	
13	B. GAWITH	29.382	J. JACOBS	36.022	T. AKSU	32.169	V. FLEMING	32.658	J. JACOBS	2:10.219	2:10.443	
14	M. RINDEL	29.446	T. AKSU	36.112	V. FLEMING	32.182	S. PEZZETTA	32.747	V. FLEMING	2:10.384	2:10.384	
15	B. BAKER	29.514	B. GAWITH	36.251	J. JACOBS	32.210	B. GAWITH	32.758	B. GAWITH	2:10.554	2:10.841	
16	S. PEZZETTA	29.565	S. PEZZETTA	36.363	S. PEZZETTA	32.221	J. JACOBS	32.974	S. PEZZETTA	2:10.896	2:11.158	
17	V. FLEMING	29.570	H. SNELL	36.568	L. QUINN	32.548	C. ROWNTRE	33.049	M. RINDEL	2:12.104	2:13.155	
18	P. NERLICH	29.631	J. RUSSO	36.671	P. NERLICH	32.652	J. RUSSO	33.217	C. ROWNTRE	2:12.350	2:12.829	
19	J. PORT	29.810	L. QUINN	36.689	M. RINDEL	32.677	J. PORT	33.240	L. QUINN	2:12.490	2:13.115	
20	C. CLEGG	29.823	C. ROWNTRE	36.696	J. RUSSO	32.682	H. NELSON	33.262	J. RUSSO	2:12.535	2:13.157	
21	C. ROWNTRE	29.900	M. RINDEL	36.717	C. ROWNTRE	32.705	M. RINDEL	33.264	J. PORT	2:12.540	2:12.949	
22	H. SNELL	29.926	J. PORT	36.752	C. CLEGG	32.705	P. NERLICH	33.302	P. NERLICH	2:12.580	2:13.243	
23	H. NELSON	29.928	H. NELSON	36.835	J. PORT	32.738	L. QUINN	33.303	H. SNELL	2:12.650	2:13.086	
24	L. QUINN	29.950	C. CLEGG	36.876	H. NELSON	32.759	C. CLEGG	33.305	C. CLEGG	2:12.709	2:12.997	
25	J. RUSSO	29.965	J. SIMPSON	36.935	J. SIMPSON	32.845	H. SNELL	33.307	H. NELSON	2:12.784	2:12.977	
26	J. SIMPSON	30.048	P. NERLICH	36.995	H. SNELL	32.849	J. SIMPSON	33.906	J. SIMPSON	2:13.734	2:13.898	

The results are provisional until the end of the time limit for protests and appeals.

Scott Lang
 Chief Timekeeper - Scott Lang

Tom Williams
 Race Director - Tom Williams

Paul Hinds
 Clerk of Course - Paul Hinds



www.computime.com.au
 COMPUTIME RACE TIMING SYSTEMS PTY LTD





The Bend Motorsports Park

Round 7 : December 3 - 5



ASBK.COM.AU f t i y

AUSTRALIAN SUPERSPORT 300 CHAMPIONSHIP

PROVISIONAL PROGRESSIVE ROUND POINTS

AUSTRALIAN SUPERSPORT 300 CHAMPIONSHIP

Pos	No	Name	Machine	Rnd 7 Pole	Rnd 7 Race 1	Rnd 7 Race 2	Total
1	69	Archie McDONALD	Yamaha		25	18	43
2	59	Tom DRANE	Yamaha		20	16	36
3	121	Reece OUGHTRED	Yamaha		14	20	34
4	22	Zac JOHNSON	Kawasaki		16	17	33
5	36	Angus GRENFELL	Yamaha		15	14	29
6	3	Cameron DUNKER	Yamaha		13	15	28
7	39	Glenn NELSON	Yamaha			25	25
8	11	Brandon DEMMERY	Yamaha		12	13	25
9	16	James JACOBS	Kawasaki		17	7	24
10	35	Varis FLEMING	Yamaha		10	11	21
11	25	Brodie GAWITH	Yamaha		11	10	21
12	88	Joseph MARINIELLO	Kawasaki		7	12	19
13	72	Ben BAKER	Yamaha	1	18		19
14	91	Taiyo AKSU	Yamaha		8	9	17
15	66	Mitchell SIMPSON	Yamaha		9	8	17
16	51	Sam PEZZETTA	Yamaha		6	6	12
17	12	Henry SNELL	Yamaha		3	5	8
18	97	Peter NERLICH	Kawasaki		2	4	6
19	355	Laura BROWN	Yamaha		5		5
20	279	Hayden NELSON	Yamaha		1	3	4
21	13	Jordan SIMPSON	Yamaha		4		4
22	58	Lucas QUINN	Yamaha			2	2
23	57	Cooper ROWNTREE	Yamaha			1	1

Scott Laing
 Chief Timekeeper - Scott Laing

Tom Williams
 Race Director - Tom Williams

Paul Hinds
 Clerk of Course - Paul Hinds



www.computime.com.au
 COMPUTIME RACE TIMING SYSTEMS PTY LTD





The Bend Motorsports Park

Round 7 : December 3 - 5



ASBK.COM.AU f t i y

AUSTRALIAN SUPERSPORT 300 CHAMPIONSHIP

PROVISIONAL PROGRESSIVE CHAMPIONSHIP POINTS

AUSTRALIAN SUPERSPORT 300 CHAMPIONSHIP

Pos	No	Name	Machine	Rnd 2 Wint	Rnd 3 W/fld	Rnd 7 Pole	Rnd 7 Race 1	Rnd 7 Race 2	Total
1	72	Ben BAKER	Yamaha	60	76	1	18		155
2	22	Zac JOHNSON	Kawasaki	41	60		16	17	134
3	121	Reece OUGHTRED	Yamaha	50	48		14	20	132
4	3	Cameron DUNKER	Yamaha	37	49		13	15	114
5	11	Brandon DEMMERY	Yamaha	33	41		12	13	99
6	69	Archie McDONALD	Yamaha		51		25	18	94
7	59	Tom DRANE	Yamaha	54			20	16	90
8	39	Glenn NELSON	Yamaha	10	41			25	76
9	50	Carter THOMPSON	Yamaha	76					76
10	78	Caleb GILMORE	Yamaha	41	34				75
11	36	Angus GRENFELL	Yamaha		41		15	14	70
12	88	Joseph MARINIELLO	Kawasaki	40	11		7	12	70
13	97	Peter NERLICH	Kawasaki	26	21		2	4	53
14	16	James JACOBS	Kawasaki	28			17	7	52
15	99	Jacob HATCH	Yamaha	24	22				46
16	20	Jonathan NAHLOUS	Yamaha	5	35				40
17	47	Zylas BUNTING	Kawasaki	11	28				39
18	25	Brodie GAWITH	Yamaha	3	11		11	10	35
19	58	Lucas QUINN	Yamaha	15	18			2	35
20	49	Jake FARNSWORTH	Kawasaki	16	15				31
21	95	Matthew RINDEL	Yamaha	28					28
22	63	Clay CLEGG	Yamaha	20	6				26
23	35	Varis FLEMING	Yamaha		2		10	11	23
24	110	Zakary PETTENDY	Yamaha	17	6				23
25	91	Taiyo AKSU	Yamaha	2	2		8	9	21

Scott Laing
Chief Timekeeper - Scott Laing

Tom Williams
Race Director - Tom Williams

Paul Hinds
Clerk of Course - Paul Hinds



www.computime.com.au
COMPUTIME RACE TIMING SYSTEMS PTY LTD





The Bend Motorsports Park

Round 7 : December 3 - 5



ASBK.COM.AU f t i y

AUSTRALIAN SUPERSPORT 300 CHAMPIONSHIP

PROVISIONAL PROGRESSIVE CHAMPIONSHIP POINTS

AUSTRALIAN SUPERSPORT 300 CHAMPIONSHIP

Pos	No	Name	Machine	Rnd 2 Wint	Rnd 3 W/flid	Rnd 7 Pole	Rnd 7 Race 1	Rnd 7 Race 2	Total
26	66	Mitchell SIMPSON	Yamaha				9	8	17
27	32	Jai RUSSO	Yamaha		16				16
28	355	Laura BROWN	Yamaha	4	5		5		14
29	51	Sam PEZZETTA	Yamaha				6	6	12
30	181	Liam WATERS	Yamaha		10				10
31	12	Henry SNELL	Yamaha	1			3	5	9
32	7	Zane KINNA	Yamaha	7					7
33	279	Hayden NELSON	Yamaha				1	3	4
34	13	Jordan SIMPSON	Yamaha				4		4
35	57	Cooper ROWNTREE	Yamaha					1	1

Scott Lang

Chief Timekeeper - Scott Lang

Tom Williams

Race Director - Tom Williams

Paul Hinds

Clerk of Course - Paul Hinds



www.computime.com.au
COMPUTIME RACE TIMING SYSTEMS PTY LTD





The Bend Motorsports Park Round 7 : December 3 - 5



ASBK.COM.AU f t i y

DUNLOP SUPERSPORT 300 CHAMPIONSHIP

Race 2

Date: 05/12/21
Event: R06
Weather: Sunny - Temp: 21.5C
Track: Dry - Temp: 41.0C

Started at: 11:01:18
Laps: 7
Starters: 27
Printed at: 11:23

PROVISIONAL RACE INFORMATION

Time	Description
10:54:21	Pit exit open - closes in 1:00
10:55:22	Pit exit closed
10:55:39	Sighting lap in progress
10:57:21	Bikes on grid
10:58:00	Warm up lap started
11:01:18	Event Start
11:04:20	Rider 355 (Laura BROWN) CRASHED TURN 18 - RIDER UP
11:05:28	NO JUMP STARTS
11:08:35	Rider 72 (Ben BAKER) CRASHED TURN 1 - RIDER UP
11:09:01	Rider 72 (Ben BAKER) CRASHED TURN 1 - RIDER UP - RESUMED
11:11:26	Rider 13 (Jordan SIMPSON) CRASHED TURN 1 (Prev lap) - RIDER UP
11:16:32	Chequered Flag
11:17:57	Event Finish

The results are provisional until the end of the time limit for protests and appeals.

Chief Timekeeper - Scott Lang

Race Director - Tom Williams

Clerk of Course - Paul Hinds



www.computime.com.au
COMPUTIME RACE TIMING SYSTEMS PTY LTD

